

Seating Information

Rule of Thumb:

for estimating seating capacity per square foot.

For Banquet Style Seating

- When using oblong tables, divide the room area (sq. ft.) by 8.
- When using round tables, divide the room area (sq. ft.) by 10.

These figures are for maximum seating. If space is available for more comfortable seating, allow an additional 2 sq. ft. per person

Aside from main traffic areas, allow 54" between round tables for chair and service space and 60" between oblong tables where seating is back-to-back. This permits 24" service space behind 18" chair depth.

For Classroom Style Seating

Divide the "student" seating area (sq. ft.) by 8.


For Theater Style Seating

Divide the "spectator" seating areas (sq. ft.) by 6. This method of figuring allows for chair and passage aisle. It does not allow for problems caused by traffic aisle, location of columns, service doors or unique room shapes. It is useful for a quick, general approximation.

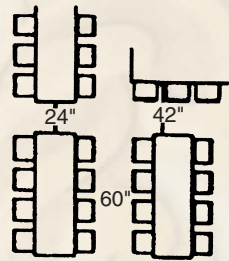
Where food service is not required and seating is at one side of the table, allow 36" between. While this may vary with degree of aisle comfort required, 36" distance between rows of chairs will suffice.

Seating and Space Guide

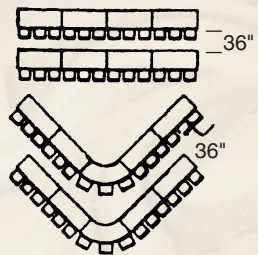
Cocktail parties (stand up)	5 to 6 sq. ft./person
Cocktail parties (some seated)	8 sq. ft./person
Reception, tea type (some seated)	8 sq. ft./person
Dinner, using oblong tables	8 sq. ft./person
Dinner, using round tables of 10	10 sq. ft./person
Dinner, using round tables of 6, 8, or 12	12 sq. ft./person
Cathedral seating (seating in rows)	6 sq. ft./person
Dance area	2 to 4 sq. ft./person




ROUND



OBLONG



CLASSROOM



THEATER